


1 Clutches




N72/1 Upper control panel control unit

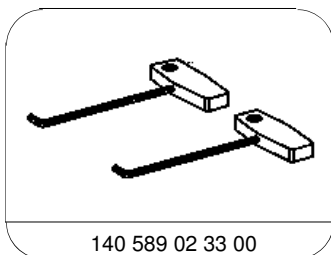


P54.21-2468-06

Modification notes

24.5.06	"Disconnect/connect ground line on battery" removed		
---------	---	--	--

	Remove/install		
1.1	Transfer basic data from upper control panel control unit (N72/1) to STAR DIAGNOSIS	When replacing upper control panel control unit (N72/1). i Installation: Transfer temporarily stored basic data to new upper control panel control unit (N72/1).	
 AD	Connect STAR DIAGNOSIS and read out fault memory	STAR DIAGNOSIS diagnosis system	AD00.00-P-2000-04A *WH58.30-Z-1048-13A
2	Remove upper control panel control unit (N72/1)	i Insert pulling hooks at top between dashboard and control panel and turn pulling hooks until they engage behind control panel. Pull out both pulling hooks evenly.  Pulling hook	*140589023300
3	Disconnect connectors (1)		
4	Install in the reverse order		



140 589 02 33 00

Pulling hook

Commercially available tools

Number	Designation	
WH58.30-Z-1048-13A	STAR DIAGNOSIS diagnosis system, Compact Passenger Car	6511 1801 00